



KRISTALL
TURM®

HIGH ROPE COURSES



CONTENTS

| | | | |
|-----------------------------|----|------------------------------------|----|
| About us | 05 | Abseiling Station | 38 |
| Our strengths | 05 | Trust Jump | 39 |
| Our services | 07 | Pole Walk | 40 |
| Benefits of our system | 09 | Bike Lift | 41 |
| Versatility | 10 | Walk the plank | 42 |
| Our high rope course system | 13 | Climbing panels | 43 |
| KristallTurm® 18-pole | 15 | Rope Climbing | 44 |
| KristallTurm® 14-pole | 17 | Kids' Course | 45 |
| KristallTurm® 13-pole | 19 | More add-ons | 46 |
| KristallTurm® 12-pole | 21 | Add-on components for extended use | 49 |
| KristallTurm® 10-pole | 23 | Platform | 50 |
| KristallTurm® 7-pole | 25 | Entertainment Systems | 52 |
| KristallTurm® 6-pole | 27 | Sun & Rain Protection | 53 |
| KristallTurm® 4-pole | 29 | Cargo Lift | 54 |
| Customised constructions | 30 | Access Control | 55 |
| Add-ons for fun & action | 32 | Customisation | 57 |
| Zip Line | 34 | Customer support | 59 |
| ZipCorner | 35 | Financing & subsidies | 61 |
| Giant Swing | 36 | Our partners & associations | 63 |
| Tube Slide | 37 | Additional products | 64 |



Climber, Flumserberg, Switzerland






Planning



Locksmith's shop



Station assembly



Assembly



Carpentry

ABOUT US

KristallTurm® was founded in the year 2010. Since then the company located in Lenggries, Upper Bavaria has been growing steadily thanks to orders in Germany and from all over the world.

The concept for the space-saving hexagonal construction of the KristallTurm® high rope courses was inspired by the shape of ice crystals. We developed a modern and unique concept for climbing courses on this basis, offering numerous benefits for guests, operators and investors.

Rooted in traditional craftsmanship, KristallTurm® is a company that stands for precision work and the highest quality – not only in order processing, planning and consulting, but also in the production process and customer service. Our products are fabricated in our own workshop that combines the various trades in the carpentry, locksmith's shop and station department.

We stand out in the market with our innovative design of the overall concept as well as the details, such as themed climbing stations.

Today we serve the global market and have developed a network of international distribution partners. Thus a qualified local contact is available in the regional markets as well.

• QUALITY •
DESIGNED & MADE IN GERMANY

Action!
See more
in our
corporate film!



OUR STRENGTHS



SERVICE



INNOVATION



QUALITY



INTERNATIONAL
EXPERTISE



BRAND POWER



CLOSE
CUSTOMER
RELATIONS



OUR SERVICES

KristallTurm® delivers a complete package, from competently answering your initial questions to annual inspection and maintenance according to the TÜV standard. We offer the following services:

CONSULTING & PREPARATION

- Initial consultation: Competent advice and consulting for the individual project
- Site analysis regarding feasibility and potential for success
- Preparation of a project-specific profitability calculation
- Financing and leasing options
- Business consultancy regarding the operator model, permits, insurance etc.
- Detailed construction planning according to your wishes

PROJECT IMPLEMENTATION

- Production and delivery
- Complete assembly of the installation
- TÜV certification according to the DIN EN 15567 standard for rope courses
- Configuration and delivery of the safety equipment
- Training of personnel at your site
- Delivery of manuals for operation and maintenance
- Support with the preparation of a marketing- and operating concept

AFTER-SALES SUPPORT

- Annual inspection and maintenance according to the DIN EN 15567 standard
- Consulting about extension and upgrading of the installation
- „Best practice“: Sharing experiences and networking with other operators worldwide
- Favourable terms for subsequent purchases of harnesses, carabiners etc.
- Various trainings: Retraining of personnel, maintenance of the high rope course and safety equipment



Bayerischer Staatspreis
2011



Prize of the German
Foreign Trade 2018



Magic Jungle, Shanghai, China

BENEFITS OF OUR SYSTEM



Visitor magnet

Appeals to the spirit of adventure, offers challenges and action



Large target group

Families, from beginner to athlete, companies and school classes



Highest safety standards

High quality safety equipment and professional training of personnel



Minimum space requirements

Also well suited for indoor and urban spaces thanks to its compact design



Site selection freedom

Free-standing installation constructed where the visitors are



Additional income

Additional elements, events and gastronomy generate more sales



High ROI

High throughput figures possible even with low staff levels



Patented design, individual design possibilities

Proven construction with themed climbing elements



Minimum maintenance effort

High quality materials guarantee a long service life



Modular system

The installation can be extended at any time and grows with the business


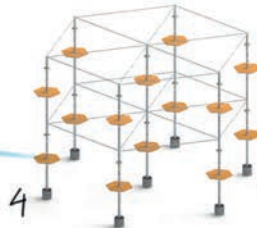


VERSATILITY

Thanks to the hexagonal platforms, connections are possible in six directions on each pole.




The structure is based on standardised modules of equilateral triangles.



Any shape can be created by combining triangles. Compact hexagons for example, or elongated structures.

Up to four levels are possible in order to use the available space to its best advantage.



There is no set course and no fixed direction of movement. Visitors can freely choose their way through the high rope course.

Occupied climbing elements can easily be avoided.

The difficulty levels of the climbing elements are marked by the colours blue, red and black.

VARIETY OF BUSINESS CONCEPTS

KristallTurm® high rope courses can be realised as stand-alone attractions or integrated into numerous business and operating concepts:

- Complementing climbing halls or sports facilities
- Addition to existing recreation or amusement parks
- Summer attraction in winter sports regions
- Active and sports offers in hotels, schools or social facilities
- Special attraction in shopping centres
- Recreational offer of municipalities/cities in public parks and facilities

FLEXIBILITY

- Suitable for all climate zones
- Outdoor: Weather-resistant, even close to the ocean, at higher altitudes or in urban areas
- Indoor: Adaptable in height, footprint and shape


VERSATILE APPLICATION POSSIBILITIES

Various target groups can be addressed by different configurations:

- Amusement & action: Family fun for young and old
- Sport & training: Demanding, challenging climbing elements
- Education & team building: Events for groups and companies



„Mall of Qatar“
indoor installation



„Swiss Mega Park“ indoor installation



„Muscle Monster“, Japan



Magic Jungle, Shanghai, China

OUR HIGH ROPE COURSE SYSTEM

Ultimate safety for the guests, efficient processes for the operators and its unique design make KristallTurm® high rope courses a special attraction. Our systems can be installed indoors or outdoors and are suitable for all sites, especially also for urban spaces. The installations can be extended at any time. We individually adapt the high rope course to the existing conditions. This makes every KristallTurm® high rope course unique.

Since there is no fixed course, each guest is free to choose the climbing elements. Bottlenecks and long wait times are eliminated. Guest enjoyment is maximised along with capacity utilisation for the operator.

We always plan the station elements jointly with our customers. In doing so, we strive to create each high rope course under a special motto of regional relevance or according to a specific theme. We also plan and build our high rope courses according to the European DIN EN 15567 standard. TÜV Süd approves each installation before it is put into operation. This confirms that the KristallTurm® high rope course meets the highest quality and safety standards. Our installations require very little maintenance since we only use materials of high quality. Patent protection ensures an absolutely unique selling point for investors and operators.

FOREST ROPE COURSE VS. KRISTALLTURM®

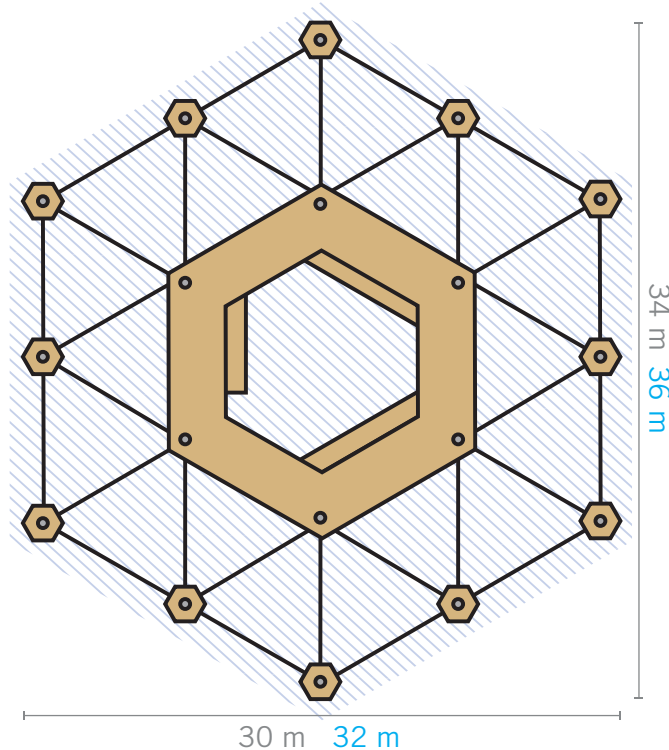
KristallTurm® high rope courses are the flexible alternative to a forest rope course. They are free-standing and therefore not tied to existing trees. Their service life is several times longer, inspection results are more reliable and less maintenance is required. In contrast to forest rope courses, there are no risks due to falling branches or rotting trees in our high rope courses. No trees are injured or damaged either.





Our high rope courses require less personnel since they are compact and clearly laid out.



Everest Costa Brava, Platja d'Aro, Spain

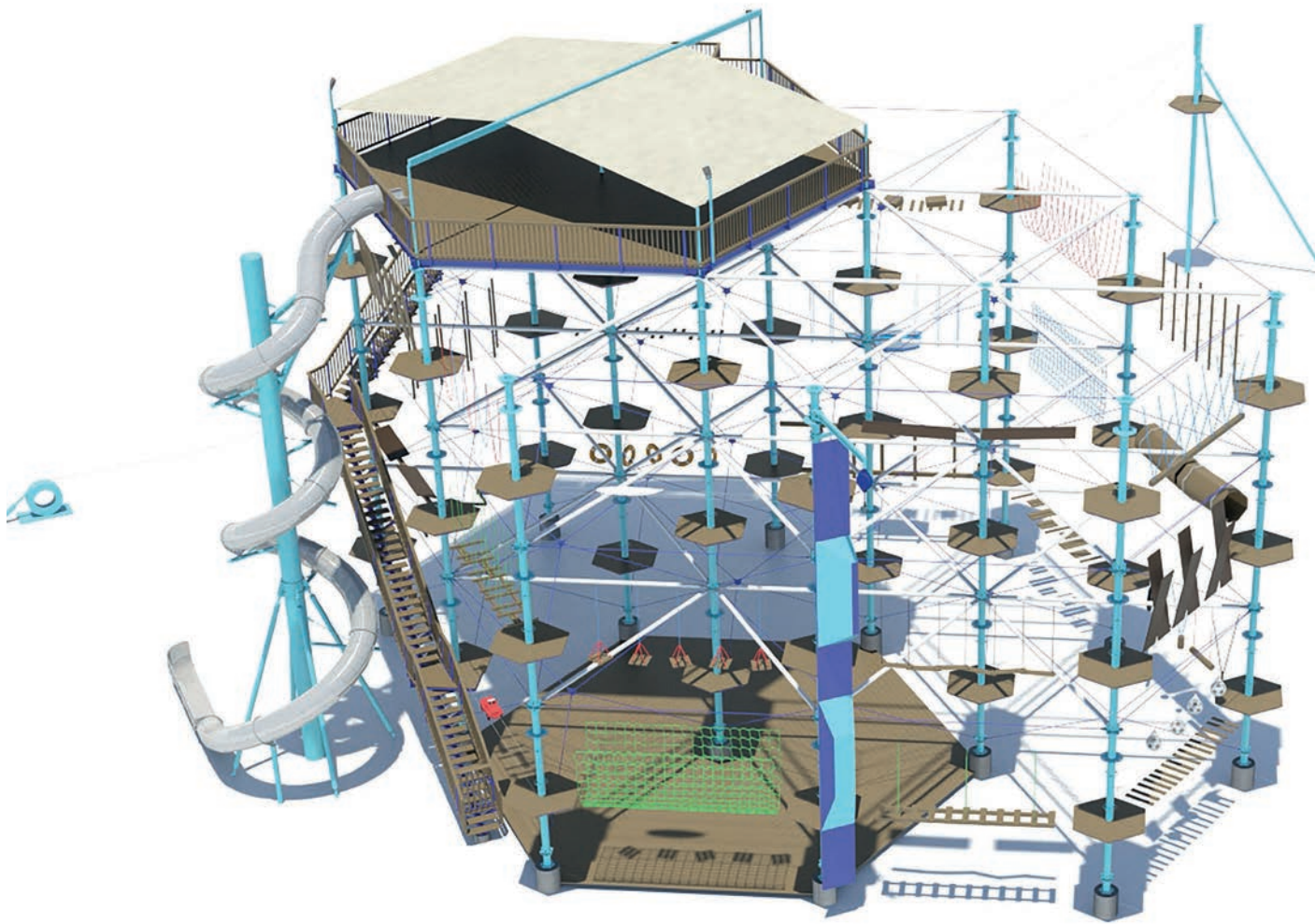
KRISTALLTURM® 18-POLE

Approx. 900 m²

| | 10 m 2 levels | 15 m 3 levels | 20 m 4 levels |
|--|------------------|------------------|------------------|
|  Stations | 60 | 90 | 120 |
|  Capacity | 80 | 120 | 160 |
|  Personnel | 3 | 4 | 5 |
|  Time | 2 - 3 h | 3 - 4 h | 4 h |

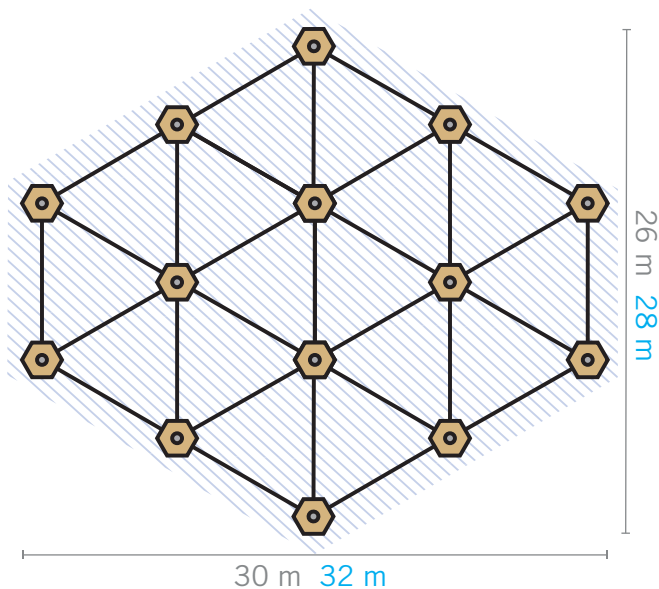
The KristallTurm® 18-pole is the luxury version among the KristallTurm® high rope courses. It can hold 160 climbing guests at one time in its large version. Due to its space-saving layout, this model only requires an area of approximately 900 m². The 18-pole installation can have up to four levels and therefore reaches a maximum height of 20 m.





Unlike the smaller models, the platform is installed in the centre of the structure and can therefore be mounted at any desired level. The large outer and inner areas offer plenty of space for add-ons such as the giant swing, climbing panels and tube slide.



Planning example

KRISTALLTURM® 14-POLE

Approx. 640 m²

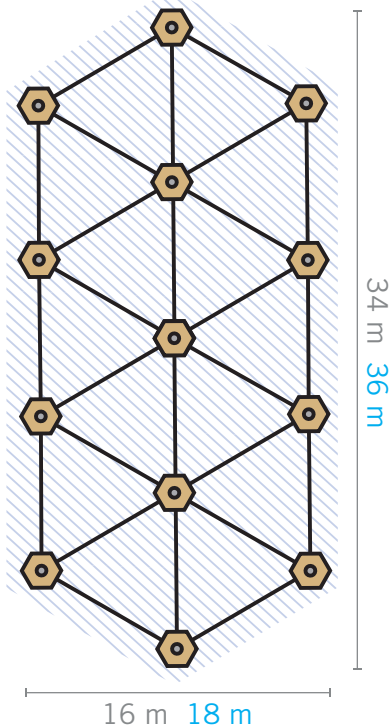
| | 10 m 2 levels | 15 m 3 levels |
|--|------------------|------------------|
|  Stations | 58 | 87 |
|  Capacity | 80 | 120 |
|  Personnel | 3 | 4 |
|  Time | 2 - 3 h | 3 - 4 h |





The KristallTurm® 14-pole offers an optimum ratio of space to capacity, since it has the same visitor capacity as the KristallTurm® 18-pole but only takes up approximately two thirds of the space. Unlike the KristallTurm® 18-pole, it fully utilises its footprint so the centre walkways are eliminated. The event platform can also be mounted as the fourth level above the climbing elements.



Höi Turm, Adelboden, Switzerland

KRISTALLTURM® 13-POLE

Approx. 580 m²

| | 10 m 2 levels | 15 m 3 levels |
|--|------------------|------------------|
|  Stations | 52 | 78 |
|  Capacity | 70 | 100 |
|  Personnel | 3 | 3 - 4 |
|  Time | 2 - 3 h | 2 - 3 h |

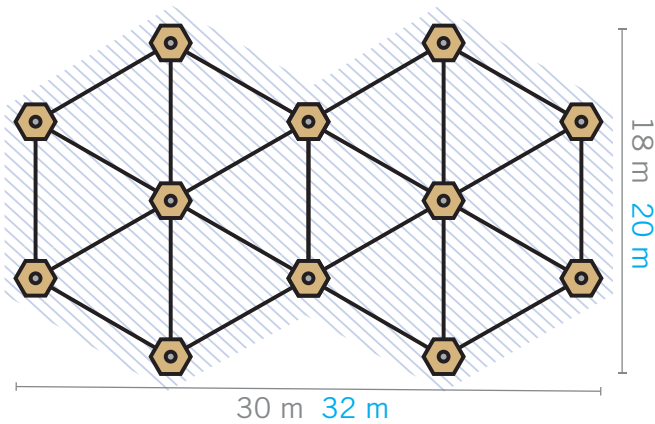
The KristallTurm® 13-pole is suitable for narrow, long sites. Here too, the event platform can be integrated as a fourth level, providing the opportunity to watch other climbing guests or to enjoy the view.





The photo to the left shows the Høi Turm. It is located in the Adelboden ski region in Switzerland at an altitude of 1974 metres. The special challenge was to calculate the installation's loading conditions so that an additional snow load of up to 600 kg per square metre can be easily supported in winter. Part of the installation is cantilevered over a slope and therefore has no foundations. The high rope course as a whole is designed with an alpine farming theme.



Pleasure Park, Port Harcourt, Nigeria

KRISTALLTURM® 12-POLE

Approx. 570 m²

| | 10 m 2 levels | 15 m 3 levels |
|--|------------------|------------------|
|  Stations | 46 | 69 |
|  Capacity | 60 | 90 |
|  Personnel | 3 | 3 - 4 |
|  Time | 2 h | 2 - 3 h |

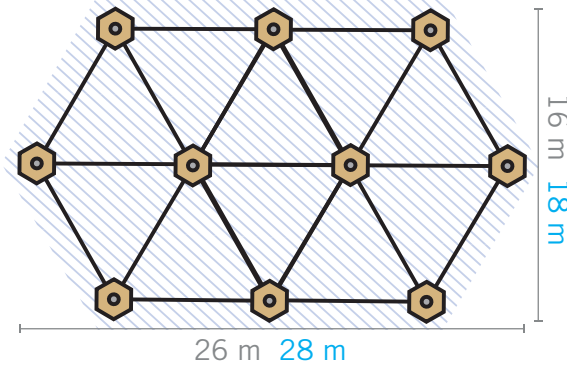
The KristallTurm® 12-pole can have up to 69 elements and offers space for 90 climbers at one time. Its layout consists of two interconnected KristallTurm® 7-pole installations. The KristallTurm® high rope course at Pleasure Park in Port Harcourt, Nigeria is shown on the left. It is the first installation we have realised in Africa.







KristallTurm® 10-pole

KRISTALLTURM® 10-POLE

Approx. 430 m²



| | 10 m 2 levels | 15 m 3 levels |
|--|------------------|------------------|
|  Stations | 38 | 57 |
|  Capacity | 55 | 75 |
|  Personnel | 2 - 3 | 3 |
|  Time | 2 h | 2 - 2.5 h |


The high rope course to the left is the first installation standing entirely on Spinnanker foundations. As an alternative to conventional concrete foundations, Spinnanker foundations do not require major excavation work. The 10-pole layout is a perfect medium-sized tower with the potential to be easily extended later on.



Namsskogan Familiepark, Trones, Norway



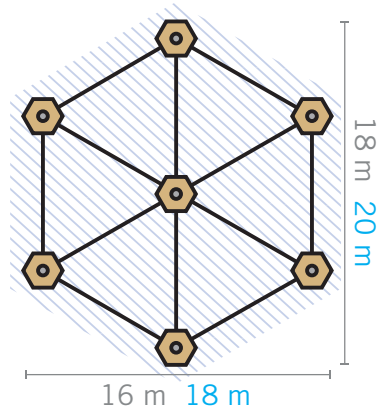
Adventure Tower, Mitterdorf, Austria

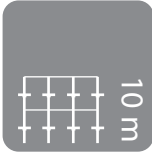
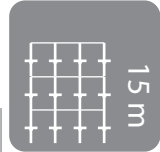






Adventure Tower, Mission, Texas

KRISTALLTURM® 7-POLE

Approx. 300 m²




| |  10 m 2 levels |  15 m 3 levels |
|--|---|---|
|  Stations | 24 | 36 |
|  Capacity | 35 | 50 |
|  Personnel | 2 | 2 - 3 |
|  Time | 1.5 h | 1.5 - 2 h |

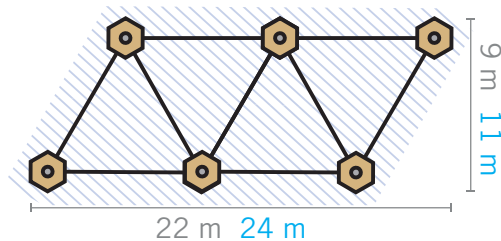
The KristallTurm® 7-pole is the ideal solution for smaller sites. Its compact base frame only takes up an area of 16 m x 18 m, yet it offers space for up to 50 persons. You can later expand the installation into a larger KristallTurm® high rope course at any time. As with the larger versions, we can also install an event platform here as a fourth level.







Deerfields Mall, Abu Dhabi, UAE



KRISTALLTURM® 6-POLE

Approx. 220 m²

| | 10 m 2 levels | 15 m 3 levels |
|--|------------------|------------------|
|  Stations | 18 | 27 |
|  Capacity | 25 | 35 |
|  Personnel | 1 - 2 | 2 |
|  Time | 1 - 1.5 h | 1.5 h |

The KristallTurm® 6-pole is one of the most space-saving versions. It can be installed on the narrowest of sites and only requires a supervisory staff of two, even at full capacity. The KristallTurm® 6-pole at Deerfields Mall in Abu Dhabi consists of two climbing levels. The special feature of this construction is an extension that leads to the third level, from where the zip line starts. It runs to a transfer pole and then back to the first level of the high rope course.



High Moves, Bensheim, Germany

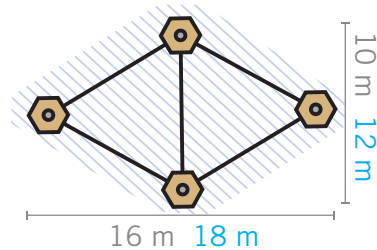


IMG Worlds of Adventure, Dubai



IAAPA Attractions Expo 2016, Orlando, Florida

KRISTALLTURM® 4-POLE

Approx. 110 m²

| | 2 levels 10 m | 3 levels 15 m |
|-----------|------------------|------------------|
| Stations | 10 | 15 |
| Capacity | 15 | 20 |
| Personnel | 1 | 1 |
| Time | 1 h | 1 - 1.5 h |

As the smallest possible KristallTurm® installation, this setup is built with two or three levels and offers space for up to 20 people. Its compactness keeps the investment volume and management effort very low. The KristallTurm® 4-pole is especially well suited for complementing the recreational offering of existing facilities such as climbing halls, hotels or shopping centres. Since it is fast to set up, it can also be installed for a limited time for the use at major events.

CUSTOMISED CONSTRUCTIONS



Planning example

In addition to our modular system, we also develop customised constructions for specific space conditions. This often creates special theme worlds, for example, adapted to a cartoon series. The possibilities are almost endless and our creative team of designers and engineers is constantly developing new ideas to make the most of halls, cruise ships and even small spaces.



AIDA Perla

Fireman Sam, Play Town, Dubai



Altitude44, Skegeness, UK


ADD-ONS FOR FUN & ACTION

Our add-ons for fun & action shown on the following pages are exciting attractions that have everything to offer from adrenalin, thrills and excitement to balance and concentration.

They significantly boost the fun factor and dwell time of visitors, and make the installation even more attractive for families with kids, bachelor parties, birthday parties or action fans.

You as the operator benefit from additional marketing opportunities and can therefore generate a higher revenue.

KristallTurm® add-ons can be retrofitted at any time and also be combined with each other.





CONTINUOUS BELAY SYSTEM FAST TRACK

The Fast Track continuous safety system allows the operator to separately market individual attractions mounted on the KristallTurm® high rope course such as the abseiling station, ZipCorner or zip line.

Once connected to the continuous safety system, visitors can climb to the attraction of choice quickly. Instruction for regular climbing in the high rope course can therefore be omitted. After reaching the destination, the guest can be connected to the safety system of the respective attraction. This provides access to the activity with minimum equipment on the harness and in a short time.

The Fast Track symbol on the following pages identifies the attractions compatible with the Fast Track.



CAN BE USED WITHOUT SAFETY EQUIPMENT

Attractions marked with this symbol are used without personal protective equipment.



ALSO SUITABLE FOR YOUNG CHILDREN

This symbol identifies attractions that are also suitable for younger children.



ACTION FACTOR

The action scale rates the add-ons from 1 like a children's carousel to 5 like a roller coaster.

ZIP LINE



The zip line is an exciting add-on feature for the KristallTurm® high rope course and can be planned in various ways according to local conditions. For example, a route from the tower directly to the ground or from the tower to a transfer pole and from there to the ground is possible. With the third version, guests “fly” from the tower to the ground, access another starting pole via stairs, and then fly to the ground. The route lengths as well as the start and end points are designed according to the terrain. The zip line is especially well suited as an exciting way to descend from the KristallTurm® high rope course.



KIDS' COURSE



Installing a kids' course makes the high rope course a special experience for young guests aged 3 to 8 years. The kids' course is installed below the first level. It is at a height that allows parents on the ground to easily walk their children through the course. The kids' course offers maximum climbing fun for the youngest who are not yet tall enough to climb on the upper levels. Climbing stations are adapted precisely to the needs and interests of children. The kids' course is equipped with a special, continuous belay system that simplifies handling for children and attendants. Parents can rest assured that their little ones are perfectly safe.



GIANT SWING



The giant swing is one of the most popular attractions of the KristallTurm® high rope course. It is the absolute screech factor for guests of all ages. An electric cable winch pulls the swing up to an angle of 50 degrees. Once it reaches the highest point, the guests disengage it and off they go!




TUBE SLIDE



The tube slide is an attraction in the KristallTurm® high rope course that is not only suitable for climbers, but all visitors. This stainless steel tube slide is used with a sliding bag provided at the entrance. Depending on the version, the user slides down the spiral in complete darkness or in a transparent tube. The sliding bag allows active climbers to also use the slide with safety equipment.




ABSEILING STATION



With this add-on component, visitors plunge into the depths and experience the feeling of a genuine free fall. A braking system integrated into the abseiling equipment slows the fall in time. The guest is lowered safely to the ground in a controlled manner. Truly a thrill and a special attraction for adults and kids visitors alike! The system requires very little maintenance and supports a high throughput.



TRUST JUMP



With the Trust Jump, the guest jumps towards a foam bag and tries to hang onto it until being gently lowered to the ground by the TOPPAS belay. The challenge is to trust in your own jumping and holding abilities, and to overcome your inhibitions. This distinguishes the feature from the regular abseiling station.



POLE WALK



The Pole Walk lets guests climb from the first to the second level. It is made of stilts that go up in a semicircle. Climbers have to feel their way forward freehand step by step. Sure-footedness and a sense of balance are required here. If you lose your balance, the TOPPAS fully automated belay lowers you back to the ground. Since the Pole Walk is installed within the tower's footprint, it does not require additional space.



CLIMBING PANELS



The climbing panels are attached to the outer poles of the high rope course and can reach up to the third level (about 14m). Visitors can climb safely with an automatic belay and with no need for a partner or special equipment. With a carabiner hooked to the harness, the guest climbs as far as his strength goes. No additional personnel is required to operate the climbing wall. The panels can be designed in different colors. There are three different versions:

- Straight panel
- Panel with climbing volumes
- Chimney: the visitor climbs between the panels



WALK THE PLANK



Walk the plank is a popular challenge for all climbers. On an outward-facing beam the visitors balance to the very front. The goal is to ring the bell hanging there. Afterwards it goes back to the platform.



ROPE CLIMBING



The rope climbing is the ultimate athletic challenge, allowing visitors to prove their strength. Guests can compete against each other when two ropes are suspended next to each other. The goal is to climb the thick rope as quickly as possible and ring the bell. Then the guest is free to either climb down again or be lowered by the automatic TOPPAS belay.



MORE ADD-ONS



Jacob's ladder



Pillow Jump



Pamper Pole

Additional (free-standing) team building elements can be found in our catalogue

Leisurs-, Sports- & Play Elements

PILLOW JUMP

With the Pillow Jump, the user can experience the feeling of a stuntman by jumping into an air cushion without a belay from various heights. In addition to the adrenalin kick for guests, the Pillow Jump is a gigantic billboard for the operator.

INTEGRATED TEAM BUILDING ELEMENTS

Jacob's Ladder and Pamper Pole are team building elements that can be integrated into the high rope course. Both elements can only be overcome when two climbing guests assist each other. On the Jacob's ladder, two people help each other to master the great distances up the ladder. At Pamper Pole, a person climbs up a freestanding tree trunk, gets up, then jumps down while the rest of the team takes over the belay.



Nona Adventure Park, Orlando, Florida



Skytown, Moscow, Russia

ADD-ON COMPONENTS FOR EXTENDED USE

The KristallTurm® system offers the possibility of expanding the uses of the climbing park with various elements.

Add-on components such as the cargo lift or access control make day-to-day operations easier for the operator. The sound system provides entertainment for the guests. Other add-on components complement the experience, provide shade and offer places to rest.



PLATFORM



GROUND PLATFORM

The ground platform is an ideal space for instructing climbing guests. In addition, the ground platform can be used as an event location for parties or other high rope course events.


EVENT PLATFORM

The event platform is suitable for a variety of uses ranging from a lookout point for visitors to a rest station for climbing guests. It can be integrated as the second, third or even fourth level depending on the tower version and simultaneously serves as a roof. It reveals its full potential as a venue for events. It offers a spectacular location for your guests and allows for additional revenue.

VERSIONS OF THE EVENT PLATFORM



ADDITIONAL STAIRCASE



Every KristallTurm® High Ropes Course can be extended with one or more additional staircases. This enables a separation of the access to the climbing areas and to an event- and observation platform. The stairs to the platform can be designed in a way that no climbing equipment and no belays are necessary for use. Thus, visitors are guided more efficiently and the platform can also be used beyond climbing operation. Furthermore, additional stairs are very useful in case of emergencies and evacuations.

ENTERTAINMENT SYSTEMS



FLOODLIGHT SYSTEM

A floodlight system lets the operator extend the hours of operation and makes special offers possible, such as “Climbing under the stars” or “After work climbing”. Extended hours of operation mean higher revenues for you.

SOUND SYSTEM


Integrating a sound system allows you to entertain your guests with music. It can also be used as for announcements. The waterproof speakers are mounted on the installation’s poles and therefore ensure excellent audio coverage of the entire high rope course.

SUN & RAIN PROTECTION



Every KristallTurm® high rope course can be roofed in whole or in part, protecting the guests against sun and / or rain depending on the configuration. The roofing options range from a simple sun canopy to roofs that roll up automatically or a cover similar to a circus tent.


CARGO LIFT



The cargo lift lets you move large quantities and heavy materials onto and off the platform easily and conveniently. It is particularly useful when preparing for events at lofty heights.



Rocarena, Cayo Coco, Cuba



Mount Mitte, Berlin, Germany



THEMED CLIMBING ELEMENTS

The high rope course can be customised with individual mottoes or themes, making it truly unique. Our creative team keeps coming up with new ideas and themes that work for the respective site. In close dialogue with our customers, we jointly develop ideas and prepare proposals and designs that lead to unique climbing stations. We even entertain outlandish ideas such as automobile chassis or snowcats.

Polyester rope and hercules rope available in several colours enhances the appearance of the high rope course and makes it appear friendly.

COLOUR COATING

Painting the steel components in various colours completes the customisation. Such a coat of paint can also provide additional protection against corrosion, for example at sites close to the ocean with extremely salty air.

THEMES

A theme can be chosen for the installation as a whole, for example a pirate ship or a jungle. There are no limits here to the imagination. Suitable decorative elements complete the concept.



TRAINING

We offer training and education for guest support and rescue:

- Initial training of the guides prior to commissioning
- Refresher courses, training for new personnel
- Special training (maintenance of personal protective equipment, extended maintenance of your high rope course)

CONSULTING AND SUPPORT

Since our high rope courses can be extended at any time, we are happy to advise you about expansion and enhancement options. We will gladly assist you with the development of a marketing and operating concept for your climbing park on request.

INSPECTION AND MAINTENANCE

According to the European DIN EN 15567 high rope course standard, an annual inspection by a certified test centre is required for high rope courses. We as the manufacturer handle this for you. We can also inspect the TOPPAS belays and Elephant Hub rescue equipment as well as the safety equipment from CLiC-iT for you in the course of the annual inspection. To ensure your equipment is always ready to use, we offer favourable terms for the subsequent purchase of harnesses, carabiners etc.

NETWORKING

We value good communication with our customers and between the operators of our high rope courses. That is why we offer an online platform that facilitates the exchange of experiences and information in our worldwide network.



LEASING/INSTALMENT PURCHASE

Together with our financing partners, we offer the possibility of leasing our products or financing them as an instalment purchase. We are happy to send you our sample calculations or to establish contact with a customer consultant to provide you with a personal offer. This possibility is also offered beyond Germany in several European countries.

LETTER OF CREDIT

We can offer you financing through our bank with a letter of credit with deferred payments.

SUBSIDIES AND GRANTS

There are various possibilities for supporting your projects with government funds and subsidies. These vary between federal states and with European Union subsidy programmes also between countries. The subsidy can range from 10% to 75% of the total investment, and may also include issuing guarantees. Examining this issue closely at an early stage is worthwhile.



OUR PARTNERS & ASSOCIATIONS



High Protection. Best Performance.



RIXEN



Handwerkskammer
für München und Oberbayern



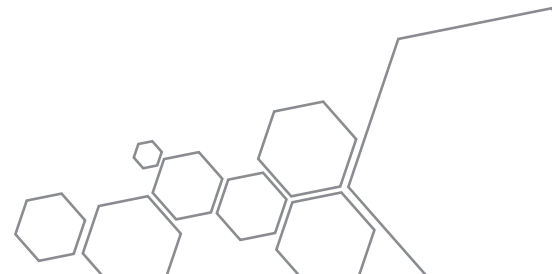


ADDITIONAL PRODUCTS

Our product range is not limited to high rope courses. In our [leisure and sports equipment](#) catalogue, you will also discover:

- Low rope courses
- Team building elements
- Playground equipment
- Climbing and bouldering walls
- Fitness equipment, ninja courses, parkour facilities
- Climbing tree
- Accessories: Benches, tables, information boards etc.

Visit our website at www.kristallturm.com



KRISTALL TURM®



KristallTurm GmbH & Co. KG
An der Bretonenbrücke 8
83661 Lenggries | Germany

T +49 (0)8042 912 530
F +49 (0)8042 912 53 99
E service@kristallturm.de

www.kristallturm.de

